Superior Clamping and Gripping

# Spannbacken
## *Chuck Jaws*

## Spitzverzahnung 1/16" x 90°

- Standardisierte Pendelbacken zum Spannen dünnwandiger und verformungsgefährdeter Werkstücke
- Nutensteine sind im Lieferumfang nicht enthalten
- Die Befestigung erfolgt mittels einzelner Nutensteine

## *Fine Serration 1/16" x 90°*

- *Standardized pendulum jaws for clamping of thin-walled workpieces which are at risk of deformation*
- *T-nuts are not scope of delivery*
- *Fastening is done via single T-nuts*

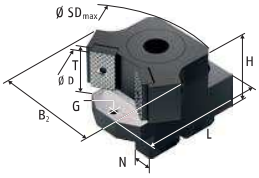


| **Futtertyp** *Chuck type* | **Spannbereich Ø D** *Clamping range Ø D* [mm] | **Schwingkreis SDmax** *Swing diameter SDmax* [mm] | **SCHUNK-Typ komplett** *SCHUNK type complete* | **Ident.-Nr.** *ID* | **Trägerbacke** *Support jaw* | **Ident.-Nr.** *ID* | **Pendelbrücke** *Pendulum body* | **Ident.-Nr.** *ID* |
|---|---|---|---|---|---|---|---|---|
| KFD 200 | 60-81 | 208 | PNS-Z 200-1 | 0190138 | PT 17-3 | 0191108 | PB 200-1 | 0192126 |
| | 72-86 | 208 | PNS-Z 200-2 | 0190139 | PT 17-3 | 0191108 | PB 200-2 | 0192127 |
| | 91-109 | 230 | PNS-Z 200-3 | 0190140 | PT 17-4 | 0191109 | PB 200-3 | 0192128 |
| | 120-139 | 230 | PNS-Z 200-4 | 0190141 | PT 17-4 | 0191109 | PB 200-4 | 0192129 |
| KFD 250 | 67-91 | 256 | PNS-Z 250-21-1 | 0190105 | PT 21-1 | 0191102 | PB 250-1 | 0192100 |
| | 74-103 | 263 | PNS-Z 250-21-2 | 0190106 | PT 21-1 | 0191102 | PB 250-2 | 0192101 |
| | 95-107 | 263 | PNS-Z 250-21-3 | 0190107 | PT 21-1 | 0191102 | PB 250-3 | 0192102 |
| | 129-159 | 281 | PNS-Z 250-21-4 | 0190108 | PT 21-2 | 0191103 | PB 250-4 | 0192103 |
| | 138-168 | 281 | PNS-Z 250-21-5 | 0190109 | PT 21-2 | 0191103 | PB 250-5 | 0192104 |
| KFD-HS 250[20)] | 62-101 | 256 | PNS-Z 250-17-1 | 0190100 | PT 17-1 | 0191100 | PB 250-1 | 0192100 |
| | 74-109 | 269 | PNS-Z 250-17-2 | 0190101 | PT 17-1 | 0191100 | PB 250-2 | 0192101 |
| | 85-103 | 269 | PNS-Z 250-17-3 | 0190102 | PT 17-1 | 0191100 | PB 250-3 | 0192102 |
| | 111-162 | 285 | PNS-Z 250-17-4 | 0190103 | PT 17-2 | 0191101 | PB 250-4 | 0192103 |
| | 121-171 | 285 | PNS-Z 250-17-5 | 0190104 | PT 17-2 | 0191101 | PB 250-5 | 0192104 |
| KFD 315 | 68-112 | 291 | PNS-Z 315-1 | 0190110 | PT 21-1 | 0191102 | PB 315-1 | 0192105 |
| | 105-157 | 326 | PNS-Z 315-2 | 0190111 | PT 21-1 | 0191102 | PB 315-2 | 0192106 |
| | 145-215 | 339 | PNS-Z 315-3 | 0190112 | PT 21-2 | 0191103 | PB 315-3 | 0192107 |
| | 163-226 | 347 | PNS-Z 315-4 | 0190113 | PT 21-2 | 0191103 | PB 315-4 | 0192108 |
| KFD-HS 315-108[20)] | 68-112 | 291 | PNS-Z 315-1 | 0190110 | PT 21-1 | 0191102 | PB 315-1 | 0192105 |
| | 105-157 | 326 | PNS-Z 315-2 | 0190111 | PT 21-1 | 0191102 | PB 315-2 | 0192106 |
| | 145-215 | 339 | PNS-Z 315-3 | 0190112 | PT 21-2 | 0191103 | PB 315-3 | 0192107 |
| | 163-226 | 347 | PNS-Z 315-4 | 0190113 | PT 21-2 | 0191103 | PB 315-4 | 0192108 |

Passende Nutensteine finden Sie ab Seite 458
Passende harte und weiche Spanneinsätze finden Sie im Katalogteil „Zubehör".

*For suitable T-nuts see page 458*
*For suitable hard and soft clamping inserts see catalog chapter "Accessories".*

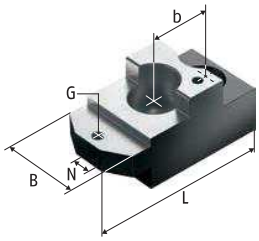


PT ...-1

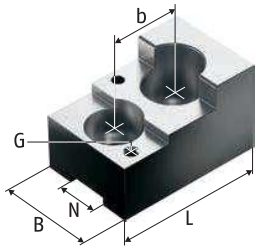


PT ...-2 - 4




PB ...-1




PB ...-2 - 5

| **Spanneinsatz** *Clamping insert* | **Ident.-Nr.** *ID* | **N** [mm] | **B** [mm] | **$B_1$** [mm] | **H** [mm] | **L** [mm] | **T** [mm] | **G** | **b** [mm] | **Schrauben** *Screws* | **m/Stück** *m/piece* [kg] |
|---|---|---|---|---|---|---|---|---|---|---|---|
| SP 200-1 | 0194140 | 17 | 40 | 80 | 56 | 74 | 30 | M6 | 30 | M12 | 1.2 |
| SP 200-3 | 0194142 | 17 | 40 | 100 | 56 | 74 | 30 | M6 | 30 | M12 | 1.3 |
| SP 200-5 | 0194144 | 17 | 40 | 102 | 56 | 69.5 | 30 | M6 | 30 | M12 | 1.4 |
| SP 200-5 | 0194144 | 17 | 40 | 130 | 56 | 69.5 | 30 | M6 | 30 | M12 | 1.5 |
| SP 250-2 | 0194101 | 21 | 50 | 85 | 64 | 96 | 35 | M6 | 34 | M16 | 1.9 |
| SP 250-2 | 0194101 | 21 | 50 | 97 | 64 | 96 | 35 | M6 | 34 | M16 | 2.0 |
| SP 250-2 | 0194101 | 21 | 50 | 103 | 64 | 96 | 35 | M6 | 34 | M16 | 2.1 |
| SP 250-3 | 0194102 | 21 | 50 | 131 | 64 | 75 | 35 | M6 | 34 | M16 | 2.3 |
| SP 250-4 | 0194103 | 21 | 50 | 145 | 64 | 75 | 35 | M6 | 34 | M16 | 2.3 |
| SP 250-2 | 0194101 | 17 | 50 | 85 | 56 | 90 | 35 | M6 | 32 | M12 | 1.6 |
| SP 250-2 | 0194101 | 17 | 50 | 97 | 56 | 90 | 35 | M6 | 32 | M12 | 1.7 |
| SP 250-2 | 0194101 | 17 | 50 | 103 | 56 | 90 | 35 | M6 | 32 | M12 | 1.9 |
| SP 250-4 | 0194103 | 17 | 50 | 131 | 56 | 75 | 35 | M6 | 32 | M12 | 2.2 |
| SP 250-4 | 0194103 | 17 | 50 | 145 | 56 | 75 | 35 | M6 | 32 | M12 | 2.4 |
| SP 315-2 | 0194105 | 21 | 50 | 95 | 64 | 96 | 35 | M6 | 34 | M16 | 2.0 |
| SP 315-2 | 0194105 | 21 | 50 | 130 | 64 | 96 | 35 | M6 | 34 | M16 | 2.3 |
| SP 315-4 | 0194107 | 21 | 50 | 152 | 64 | 75 | 35 | M6 | 34 | M16 | 2.5 |
| SP 315-4 | 0194107 | 21 | 50 | 180 | 64 | 75 | 35 | M6 | 34 | M16 | 2.7 |
| SP 315-2 | 0194105 | 21 | 50 | 95 | 64 | 96 | 35 | M6 | 34 | M16 | 2.0 |
| SP 315-2 | 0194105 | 21 | 50 | 130 | 64 | 96 | 35 | M6 | 34 | M16 | 2.3 |
| SP 315-4 | 0194107 | 21 | 50 | 152 | 64 | 75 | 35 | M6 | 34 | M16 | 2.5 |
| SP 315-4 | 0194107 | 21 | 50 | 180 | 64 | 75 | 35 | M6 | 34 | M16 | 2.7 |

| **Futtertyp** *Chuck type* | **Spannbereich Ø D** *Clamping range Ø D* [mm] | **Schwingkreis SDmax** *Swing diameter SDmax* [mm] | **SCHUNK-Typ komplett** *SCHUNK type complete* | **Ident.-Nr.** *ID* | **Trägerbacke** *Support jaw* | **Ident.-Nr.** *ID* | **Pendelbrücke** *Pendulum body* | **Ident.-Nr.** *ID* |
|---|---|---|---|---|---|---|---|---|
| KFD-HS 315-86[20] | 68-112 | 291 | PNS-Z 315-1 | 0190110 | PT 21-1 | 0191102 | PB 315-1 | 0192105 |
| | 105-157 | 326 | PNS-Z 315-2 | 0190111 | PT 21-1 | 0191102 | PB 315-2 | 0192106 |
| | 145-215 | 339 | PNS-Z 315-3 | 0190112 | PT 21-2 | 0191103 | PB 315-3 | 0192107 |
| | 163-226 | 347 | PNS-Z 315-4 | 0190113 | PT 21-2 | 0191103 | PB 315-4 | 0192108 |

20) Bitte überprüfen Sie die Anschlussmaße.

*20) Please check the connecting dimensions.*

Passende Nutensteine finden Sie ab Seite 458
Passende harte und weiche Spanneinsätze finden Sie im Katalogteil „Zubehör“.

*For suitable T-nuts see page 458*
*For suitable hard and soft clamping inserts see catalog chapter “Accessories”.*

| **Spanneinsatz** *Clamping insert* | **Ident.-Nr.** *ID* | **N** [mm] | **B** [mm] | **$B_1$** [mm] | **H** [mm] | **L** [mm] | **T** [mm] | **G** | **b** [mm] | **Schrauben** *Screws* | **m/Stück** *m/piece* [kg] |
|---|---|---|---|---|---|---|---|---|---|---|---|
| SP 315-2 | 0194105 | 21 | 50 | 95 | 64 | 96 | 35 | M6 | 34 | M16 | 2.0 |
| SP 315-2 | 0194105 | 21 | 50 | 130 | 64 | 96 | 35 | M6 | 34 | M16 | 2.3 |
| SP 315-4 | 0194107 | 21 | 50 | 152 | 64 | 75 | 35 | M6 | 34 | M16 | 2.5 |
| SP 315-4 | 0194107 | 21 | 50 | 180 | 64 | 75 | 35 | M6 | 34 | M16 | 2.7 |

## Spitzverzahnung 3/32" x 90°

- Standardisierte Pendelbacken zum Spannen dünnwandiger und verformungsgefährdeter Werkstücke
- Nutensteine sind im Lieferumfang nicht enthalten
- Die Befestigung erfolgt mittels einzelner Nutensteine

## *Fine Serration 3/32" x 90°*

- *Standardized pendulum jaws for clamping of thin-walled workpieces which are at risk of deformation*
- *T-nuts are not scope of delivery*
- *Fastening is done via single T-nuts*

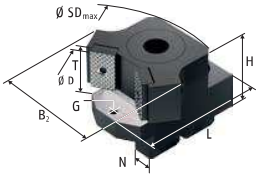


| **Futtertyp** *Chuck type* | **Spannbereich Ø D** *Clamping range Ø D* [mm] | **Schwingkreis SDmax** *Swing diameter SDmax* [mm] | **SCHUNK-Typ komplett** *SCHUNK type complete* | **Ident.-Nr.** *ID* | **Trägerbacke** *Support jaw* | **Ident.-Nr.** *ID* | **Pendelbrücke** *Pendulum body* | **Ident.-Nr.** *ID* |
|---|---|---|---|---|---|---|---|---|
| KFD 400 | 119–183 | 406 | PNS-Z 400-1 | 0190115 | PT 25-1 | 0191104 | PB 400-1 | 0192110 |
| | 176–243 | 432 | PNS-Z 400-2 | 0190116 | PT 25-2 | 0191105 | PB 400-2 | 0192111 |
| | 235–273 | 432 | PNS-Z 400-3 | 0190117 | PT 25-2 | 0191105 | PB 400-3 | 0192112 |
| | 276–348 | 528 | PNS-Z 400-4 | 0190118 | PT 25-3 | 0191106 | PB 400-4 | 0192113 |
| KFD-HS 400 | 114–185 | 408 | PNS-Z 400-1 | 0190115 | PT 25-1 | 0191104 | PB 400-1 | 0192110 |
| | 179–245 | 435 | PNS-Z 400-2 | 0190116 | PT 25-2 | 0191105 | PB 400-2 | 0192111 |
| | 225–275 | 435 | PNS-Z 400-3 | 0190117 | PT 25-2 | 0191105 | PB 400-3 | 0192112 |
| | 279–350 | 531 | PNS-Z 400-4 | 0190118 | PT 25-3 | 0191106 | PB 400-4 | 0192113 |

Passende Nutensteine finden Sie ab Seite 458
Passende harte und weiche Spanneinsätze finden Sie im Katalogteil „Zubehör“.

*For suitable T-nuts see page 458*
*For suitable hard and soft clamping inserts see catalog chapter “Accessories”.*

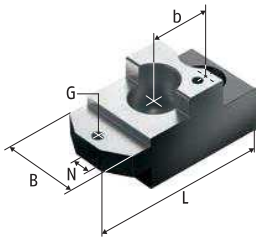


PT ...-1

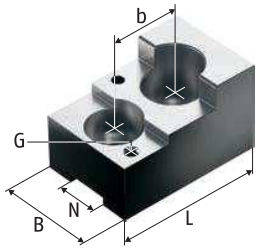


PT ...-2 – 4




PB ...-1

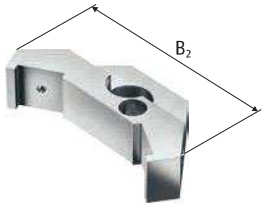


PB ...-2 – 5

| **Spanneinsatz** *Clamping insert* | **Ident.-Nr.** *ID* | **N** [mm] | **B** [mm] | **$B_1$** [mm] | **H** [mm] | **L** [mm] | **T** [mm] | **G** | **b** [mm] | **Schrauben** *Screws* | **m/Stück** *m/piece* [kg] |
|---|---|---|---|---|---|---|---|---|---|---|---|
| SP 400-2 | 0194109 | 25.5 | 65 | 150 | 85 | 138 | 45 | M8 | 45 | M20 | 3.0 |
| SP 400-4 | 0194111 | 25.5 | 65 | 205 | 85 | 110 | 45 | M8 | 48 | M20 | 6.0 |
| SP 400-4 | 0194111 | 25.5 | 65 | 240 | 85 | 110 | 45 | M8 | 48 | M20 | 6.2 |
| SP 400-4 | 0194111 | 25.5 | 70 | 250 | 90 | 150 | 45 | M8 | 45 | M20 | 7.8 |
| SP 400-2 | 0194109 | 25.5 | 65 | 150 | 85 | 138 | 45 | M8 | 45 | M20 | 3.0 |
| SP 400-4 | 0194111 | 25.5 | 65 | 205 | 85 | 110 | 45 | M8 | 48 | M20 | 6.0 |
| SP 400-4 | 0194111 | 25.5 | 65 | 240 | 85 | 110 | 45 | M8 | 48 | M20 | 6.2 |
| SP 400-4 | 0194111 | 25.5 | 70 | 250 | 90 | 150 | 45 | M8 | 45 | M20 | 7.8 |

Passende Nutensteine finden Sie ab Seite 458
Passende harte und weiche Spanneinsätze finden Sie im Katalogteil „Zubehör“.

*For suitable T-nuts see page 458*
*For suitable hard and soft clamping inserts see catalog chapter “Accessories”.*



Katalog_Spannbacken_de-en_2018-08-23.indd 457 23.04.19 13:56

## Schräge Verzahnung

- Standardisierte Pendelbacken zum Spannen dünnwandiger und verformungsgefährdeter Werkstücke
- Liefereinheit und Gewichtsangaben: 1 Stück

## *Angled Serration*

- *Standardized pendulum jaws for clamping of thin-walled workpieces which are at risk of deformation*
- *Delivery unit and indication of weight: 1 piece*

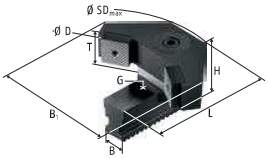


| **Futtertyp** *Chuck type* | **Spannbereich Ø D** *Clamping range Ø D* [mm] | **Schwingkreis SDmax** *Swing diameter SDmax* [mm] | **SCHUNK-Typ komplett** *SCHUNK type complete* | **Ident.-Nr.** *ID* | **Trägerbacke** *Support jaw* | **Ident.-Nr.** *ID* | **Pendelbrücke** *Pendulum body* | **Ident.-Nr.** *ID* |
|---|---|---|---|---|---|---|---|---|
| DURO 200 | 47-86 | 255 | PNK-S 200-2 | 0190651 | PT-FR 200-1 | 0191533 | PB 200-1 | 0192126 |
| | 48-138 | 273 | PNK-S 200-6 | 0190655 | PT-FR 200-2 | 0191534 | PB 200-3 | 0192128 |
| | 108-168 | 274 | PNK-S 200-8 | 0190657 | PT-FR 200-2 | 0191534 | PB 200-4 | 0192129 |
| DURO-NC 200 | 47-86 | 225 | PNK-S 200-2 | 0190651 | PT-FR 200-1 | 0191533 | PB 200-1 | 0192126 |
| | 78-138 | 273 | PNK-S 200-6 | 0190655 | PT-FR 200-2 | 0191534 | PB 200-3 | 0192128 |
| | 108-168 | 274 | PNK-S 200-8 | 0190657 | PT-FR 200-2 | 0191534 | PB 200-4 | 0192129 |
| DURO-NCE 200 | 47-86 | 225 | PNK-S 200-2 | 0190651 | PT-FR 200-1 | 0191533 | PB 200-1 | 0192126 |
| | 78-138 | 273 | PNK-S 200-6 | 0190655 | PT-FR 200-2 | 0191534 | PB 200-3 | 0192128 |
| | 108-168 | 274 | PNK-S 200-8 | 0190657 | PT-FR 200-2 | 0191534 | PB 200-4 | 0192129 |
| DURO-T 200 | 59 -87 | 226 | PNK-S 200-2 | 0190651 | PT-FR 200-1 | 0191533 | PB 200-1 | 0192126 |
| | 92-124 | 248 | PNK-S 200-6 | 0190655 | PT-FR 200-2 | 0191534 | PB 200-3 | 0192128 |
| | 120-154 | 246 | PNK-S 200-8 | 0190657 | PT-FR 200-2 | 0191534 | PB 200-4 | 0192129 |
| DURO 250 | 45-91 | 274 | PNK-S 250-2 | 0190551 | PT-FR 250-1 | 0191509 | PB 250-1 | 0192100 |
| | 89-117 | 293 | PNK-S 250-6 | 0190555 | PT-FR 250-1 | 0191509 | PB 250-3 | 0192102 |
| | 120-184 | 310 | PNK-S 250-8 | 0190557 | PT-FR 250-2 | 0191510 | PB 250-4 | 0192103 |
| | 128-197 | 314 | PNK-S 250-10 | 0190559 | PT-FR 250-2 | 0191510 | PB 250-5 | 0192104 |
| DURO-NC 250 | 45-91 | 274 | PNK-S 250-2 | 0190551 | PT-FR 250-1 | 0191509 | PB 250-1 | 0192100 |
| | 89-117 | 293 | PNK-S 250-6 | 0190555 | PT-FR 250-1 | 0191509 | PB 250-3 | 0192102 |
| | 120-184 | 310 | PNK-S 250-8 | 0190557 | PT-FR 250-2 | 0191510 | PB 250-4 | 0192103 |
| | 128-197 | 314 | PNK-S 250-10 | 0190559 | PT-FR 250-2 | 0191510 | PB 250-5 | 0192104 |
| DURO-NCE 250 | 45-91 | 274 | PNK-S 250-2 | 0190551 | PT-FR 250-1 | 0191509 | PB 250-1 | 0192100 |
| | 89-117 | 293 | PNK-S 250-6 | 0190555 | PT-FR 250-1 | 0191509 | PB 250-3 | 0192102 |
| | 120-184 | 310 | PNK-S 250-8 | 0190557 | PT-FR 250-2 | 0191510 | PB 250-4 | 0192103 |
| | 128-197 | 314 | PNK-S 250-10 | 0190559 | PT-FR 250-2 | 0191510 | PB 250-5 | 0192104 |

Passende harte und weiche Spanneinsätze finden Sie im Katalogteil „Zubehör“.

*For suitable hard and soft clamping inserts see catalog chapter “Accessories”.*

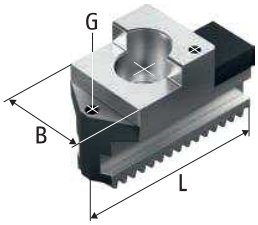


PT-FR/PT-S ...-1

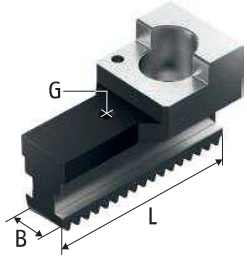


PT-FR/PT-S ...-2 - 4




PB ...-1

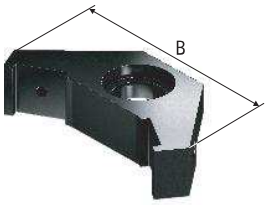


PB ...-2 - 5

| **Spanneinsatz** *Clamping insert* | **Ident.-Nr.** *ID* | **Spanneinsatz** *Clamping insert* | **Ident.-Nr.** *ID* | **B** [mm] | **$B_1$** [mm] | **H** [mm] | **L** [mm] | **T** [mm] | **G** | **m/Stück** *m/piece* [kg] |
|---|---|---|---|---|---|---|---|---|---|---|
| SP 200-1 | 0194140 | SP 200-2 | 0194141 | 22 | 80 | 76 | 82 | 36 | M6 | 1.3 |
| SP 200-5 | 0194144 | SP 200-6 | 0194145 | 22 | 102 | 76 | 85 | 36 | M6 | 1.7 |
| SP 200-5 | 0194144 | SP 200-6 | 0194145 | 22 | 130 | 76 | 85 | 36 | M6 | 2.0 |
| SP 200-1 | 0194140 | SP 200-2 | 0194141 | 22 | 80 | 76 | 82 | 36 | M6 | 1.3 |
| SP 200-5 | 0194144 | SP 200-6 | 0194145 | 22 | 102 | 76 | 85 | 36 | M6 | 1.7 |
| SP 200-5 | 0194144 | SP 200-6 | 0194145 | 22 | 130 | 76 | 85 | 36 | M6 | 2.0 |
| SP 200-1 | 0194140 | SP 200-2 | 0194141 | 22 | 80 | 76 | 82 | 36 | M6 | 1.3 |
| SP 200-5 | 0194144 | SP 200-6 | 0194145 | 22 | 102 | 76 | 85 | 36 | M6 | 1.7 |
| SP 200-5 | 0194144 | SP 200-6 | 0194145 | 22 | 130 | 76 | 85 | 36 | M6 | 2.0 |
| SP 200-1 | 0194140 | SP 200-2 | 0194141 | 22 | 80 | 76 | 82 | 36 | M6 | 1.3 |
| SP 200-5 | 0194144 | SP 200-6 | 0194145 | 22 | 102 | 76 | 85 | 36 | M6 | 1.7 |
| SP 200-5 | 0194144 | SP 200-6 | 0194145 | 22 | 130 | 76 | 85 | 36 | M6 | 2.0 |
| SP 250-1 | 0194100 | SP 250-2 | 0194101 | 26 | 85 | 86 | 98.5 | 40 | M6 | 2.4 |
| SP 250-1 | 0194100 | SP 250-2 | 0194101 | 26 | 103 | 86 | 98.5 | 40 | M6 | 2.7 |
| SP 250-3 | 0194102 | SP 250-4 | 0194103 | 26 | 131 | 86 | 104 | 40 | M6 | 2.6 |
| SP 250-3 | 0194102 | SP 250-4 | 0194103 | 26 | 145 | 86 | 104 | 40 | M6 | 2.7 |
| SP 250-1 | 0194100 | SP 250-2 | 0194101 | 26 | 85 | 86 | 98.5 | 40 | M6 | 2.4 |
| SP 250-1 | 0194100 | SP 250-2 | 0194101 | 26 | 103 | 86 | 98.5 | 40 | M6 | 2.7 |
| SP 250-3 | 0194102 | SP 250-4 | 0194103 | 26 | 131 | 86 | 104 | 40 | M6 | 2.6 |
| SP 250-3 | 0194102 | SP 250-4 | 0194103 | 26 | 145 | 86 | 104 | 40 | M6 | 2.7 |
| SP 250-1 | 0194100 | SP 250-2 | 0194101 | 26 | 85 | 86 | 98.5 | 40 | M6 | 2.4 |
| SP 250-1 | 0194100 | SP 250-2 | 0194101 | 26 | 103 | 86 | 98.5 | 40 | M6 | 2.7 |
| SP 250-3 | 0194102 | SP 250-4 | 0194103 | 26 | 131 | 86 | 104 | 40 | M6 | 2.6 |
| SP 250-3 | 0194102 | SP 250-4 | 0194103 | 26 | 145 | 86 | 104 | 40 | M6 | 2.7 |

# Pendelbacken | *Pendulum Jaws*

RÖHM

| **Futtertyp** *Chuck type* | **Spannbereich Ø D** *Clamping range Ø D* [mm] | **Schwingkreis SDmax** *Swing diameter SDmax* [mm] | **SCHUNK-Typ komplett** *SCHUNK type complete* | **Ident.-Nr.** *ID* | **Trägerbacke** *Support jaw* | **Ident.-Nr.** *ID* | **Pendelbrücke** *Pendulum body* | **Ident.-Nr.** *ID* |
|---|---|---|---|---|---|---|---|---|
| DURO-T 250 | 57-85 | 274 | PNK-S 250-2 | 0190551 | PT-FR 250-1 | 0191509 | PB 250-1 | 0192100 |
| | 85-111 | 292 | PNK-S 250-6 | 0190555 | PT-FR 250-1 | 0191509 | PB 250-3 | 0192102 |
| | 119-174 | 305 | PNK-S 250-8 | 0190557 | PT-FR 250-2 | 0191510 | PB 250-4 | 0192103 |
| | 128-191 | 313 | PNK-S 250-10 | 0190559 | PT-FR 250-2 | 0191510 | PB 250-5 | 0192104 |
| DURO 315 | 113-191 | 357 | PNK-S 400-1 | 0190568 | PT-FR 400-1 | 0191513 | PB 400-1 | 0192110 |
| | 185-263 | 460 | PNK-S 400-3 | 0190570 | PT-FR 400-2 | 0191514 | PB 400-2 | 0192111 |
| DURO-NC 315 | 113-191 | 357 | PNK-S 400-1 | 0190568 | PT-FR 400-1 | 0191513 | PB 400-1 | 0192110 |
| | 185-263 | 460 | PNK-S 400-3 | 0190570 | PT-FR 400-2 | 0191514 | PB 400-2 | 0192111 |
| DURO-T 315 | 108-185 | 376 | PNK-S 400-1 | 0190568 | PT-FR 400-1 | 0191513 | PB 400-1 | 0192110 |
| | 182-264 | 468 | PNK-S 400-3 | 0190570 | PT-FR 400-2 | 0191514 | PB 400-2 | 0192111 |
| DURO 400 | 120-202 | 470 | PNK-S 500-1 | 0190574 | PT-FR 500-1 | 0191515 | PB 400-1 | 0192110 |
| | 220-287 | 482 | PNK-S 500-5 | 0190578 | PT-FR 500-2 | 0191516 | PB 400-2 | 0192111 |
| | 254-349 | 519 | PNK-S 500-7 | 0190580 | PT-FR 500-2 | 0191516 | PB 400-3 | 0192112 |
| DURO-NC 400 | 120-202 | 470 | PNK-S 500-1 | 0190574 | PT-FR 500-1 | 0191515 | PB 400-1 | 0192110 |
| | 220-287 | 482 | PNK-S 500-5 | 0190578 | PT-FR 500-2 | 0191516 | PB 400-2 | 0192111 |
| | 254-349 | 519 | PNK-S 500-7 | 0190580 | PT-FR 500-2 | 0191516 | PB 400-3 | 0192112 |
| DURO-NCE 400 | 184-201 | 364 | PNK-S 400-1 | 0190568 | PT-FR 400-1 | 0191513 | PB 400-1 | 0192110 |
| | 257-287 | 482 | PNK-S 400-3 | 0190570 | PT-FR 400-2 | 0191514 | PB 400-2 | 0192111 |
| | 287-351 | 512 | PNK-S 400-5 | 0190572 | PT-FR 400-2 | 0191514 | PB 400-3 | 0192112 |
| DURO-T 400 | 108-184 | 462 | PNK-S 500-1 | 0190574 | PT-FR 500-1 | 0191515 | PB 400-1 | 0192110 |
| | 216-267 | 471 | PNK-S 500-5 | 0190578 | PT-FR 500-2 | 0191516 | PB 400-2 | 0192111 |
| | 246-331 | 510 | PNK-S 500-7 | 0190580 | PT-FR 500-2 | 0191516 | PB 400-3 | 0192112 |

Bei Kraftspannfuttern können Spannlücken entstehen.
Um diese Spannlücken zu überbrücken sind im Lieferumfang 2 verschiedene Spanneinsätze enthalten.

*If pendulum jaws are used on power lathe chucks, gaps may occur.*
*For covering these gaps, we are supplying 2 different clamping inserts, which belong to the scope of delivery.*

Passende harte und weiche Spanneinsätze finden Sie im Katalogteil „Zubehör“.

*For suitable hard and soft clamping inserts see catalog chapter “Accessories”.*



Katalog_Spannbacken_de-en_2018-08-23.indd 494 23.04.19 13:57

| **Spanneinsatz** *Clamping insert* | **Ident.-Nr.** *ID* | **Spanneinsatz** *Clamping insert* | **Ident.-Nr.** *ID* | **B** [mm] | **$B_1$** [mm] | **H** [mm] | **L** [mm] | **T** [mm] | **G** | **m/Stück** *m/piece* [kg] |
|---|---|---|---|---|---|---|---|---|---|---|
| SP 250-1 | 0194100 | SP 250-2 | 0194101 | 26 | 85 | 86 | 98.5 | 40 | M6 | 2.4 |
| SP 250-1 | 0194100 | SP 250-2 | 0194101 | 26 | 103 | 86 | 98.5 | 40 | M6 | 2.7 |
| SP 250-3 | 0194102 | SP 250-4 | 0194103 | 26 | 131 | 86 | 104 | 40 | M6 | 2.6 |
| SP 250-3 | 0194102 | SP 250-4 | 0194103 | 26 | 145 | 86 | 104 | 40 | M6 | 2.7 |
| SP 400-1 | 0194108 | SP 400-2 | 0194109 | 32 | 150 | 99 | 125 | 50 | M8 | 3.7 |
| SP 400-3 | 0194110 | SP 400-4 | 0194111 | 32 | 205 | 99 | 165 | 50 | M8 | 5.5 |
| SP 400-1 | 0194108 | SP 400-2 | 0194109 | 32 | 150 | 99 | 125 | 50 | M8 | 3.7 |
| SP 400-3 | 0194110 | SP 400-4 | 0194111 | 32 | 205 | 99 | 165 | 50 | M8 | 5.5 |
| SP 400-1 | 0194108 | SP 400-2 | 0194109 | 32 | 150 | 99 | 125 | 50 | M8 | 3.7 |
| SP 400-3 | 0194110 | SP 400-4 | 0194111 | 32 | 205 | 99 | 165 | 50 | M8 | 5.5 |
| SP 400-1 | 0194108 | SP 400-2 | 0194109 | 45 | 150 | 118 | 167 | 50 | M8 | 5.4 |
| SP 400-3 | 0194110 | SP 400-4 | 0194111 | 45 | 205 | 118 | 180 | 50 | M8 | 8.2 |
| SP 400-3 | 0194110 | SP 400-4 | 0194111 | 45 | 240 | 118 | 180 | 50 | M8 | 8.4 |
| SP 400-1 | 0194108 | SP 400-2 | 0194109 | 45 | 150 | 118 | 167 | 50 | M8 | 5.4 |
| SP 400-3 | 0194110 | SP 400-4 | 0194111 | 45 | 205 | 118 | 180 | 50 | M8 | 8.2 |
| SP 400-3 | 0194110 | SP 400-4 | 0194111 | 45 | 240 | 118 | 180 | 50 | M8 | 8.4 |
| SP 400-1 | 0194108 | SP 400-2 | 0194109 | 32 | 150 | 99 | 125 | 50 | M8 | 3.7 |
| SP 400-3 | 0194110 | SP 400-4 | 0194111 | 32 | 205 | 99 | 165 | 50 | M8 | 5.5 |
| SP 400-3 | 0194110 | SP 400-4 | 0194111 | 32 | 240 | 99 | 165 | 50 | M8 | 5.4 |
| SP 400-1 | 0194108 | SP 400-2 | 0194109 | 45 | 150 | 118 | 167 | 50 | M8 | 5.4 |
| SP 400-3 | 0194110 | SP 400-4 | 0194111 | 45 | 205 | 118 | 180 | 50 | M8 | 8.2 |
| SP 400-3 | 0194110 | SP 400-4 | 0194111 | 45 | 240 | 118 | 180 | 50 | M8 | 8.4 |