



Superior Clamping and Gripping



Spannbacken

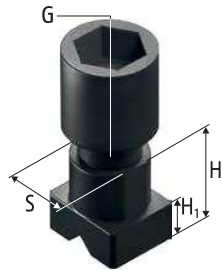
Chuck Jaws

Nutensteine | T-nuts

FORKARDT

Einzel-Nutensteine zöllig

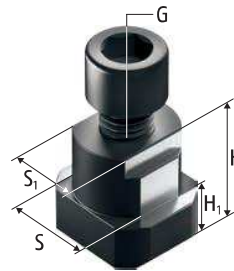
- Vergütet und präzisionsgeschliffen
- Einschließlich Zylinderschrauben DIN 912-12.9
- Bei der Auswahl der Nutensteine bitte die Anschlussmaße des Futters (Verzahnung/Nutbreite) prüfen



Ausführung 1 | Version 1



Ausführung 2 | Version 2



Ausführung 3 | Version 3

Single T-nuts, imperial

- Tempered and precision ground
- Including cylindrical screws DIN 912-12.9
- When selecting the T-nuts, please check the connection dimensions of the chuck (serration/groove width)

Futtertyp Chuck type	Bezeichnung Description	Ident.-Nr. ID	Ausführung Version	S [mm]	S ₁ [mm]	H [mm]	H ₁ [mm]	G	Zyl.-Schraube Cyl.-screw	Max. zul. Anziehdrehmoment Max. adm. tightening torque [Nm]
KTHS 130 KTHS 140	FN-T 10	0148110	1	12		17	7	M10	(D 16/SW 10)	40
KGH/KGHF 160 KGH/KGHF 200 KL 160 KL 200 KLNC 200 KP 200 KS 160 KS 200 KS 250 KSF 175 KSF 200 KSH 160 KSH 200 KSHF 200 KSPS 160 KSPS 200	NS 120	0140101	2	17		23	9	M12	M12 x 30	70
KT 160 KT/KTGF 200 KTH 160 KTH 175 KTH 200 NH/NHF 160 NH/NHF 175 NH/NHF 200 NHF 250-17 QLC-KS/QLK-KS 200 QLC-KS/QLK-KS 250 QLC/QLK 160 QLC/QLK 175 QLC/QLK 200 UVE 160 UVE 200 UVE 250										
KTHS 160 KTHS 175	FN-T 12	0148111	1	14		18.50	8	M12	(D 18/SW 12)	62

 Beste Verfügbarkeit durch 24-h-Lieferservice

 Best availability due to the 24 hour delivery service

Futtertyp Chuck type	Bezeichnung Description	Ident.-Nr. ID	Ausführung Version	S [mm]	S ₁ [mm]	H [mm]	H ₁ [mm]	G	Zyl.-Schraube Cyl.-screw	Max. zul. Anziehdrehmoment Max. adm. tightening torque [Nm]
2 BLE 200 2 BLN 200 KG 250 KG 315 KL 250 KLNC 250 KLNC 315 KP 250 KP 315 KS 315 KS 400 KSH 250 KSH 315 KSH 400 KSHF 250 KSHF 315 KSHF 400 KSPS 250 KSPS 300 KT/KTGF 250 KT/KTGF 315 NH/NHF 250 NH/NHF 315 QLC-KS/QLK-KS 315 QLC-KS/QLK-KS 400 QLC/QLK 250 QLC/QLK 315 UVE 315	NS 160	0140102	2	21		27	11	M16	M16 x 35	150
KTHS 200 KTHS 250 KTHS 315	FN-T 14	0148112	1	17		23	9	M14	(D 21/SW 14)	90
2 BLE 250 2 BLE 315 2 BLE 400 2 BLN 250 2 BLN 315 2 BLN 400	NS 25.5-21	0140109	3	25.50	21	29	11	M16	M16 x 35	150
	NS 200	0140103	2	25.50		29	11	M20	M20 x 40	220
KG 400 KG 500 KL 400 KL 500 KLNC 400 KLNC 500 KP 400 KP 500 KS 500 KS 630 KS-L 630 KSH 500 KSPS 400 KT/KTGF 400 KT/KTGF 500 KT/KTGF 630 NH /NHf500 NH/NHF 400 NH/NHF 630 QLC/QLK 400 UVE 400 UVE 500 UVE 800	NS 200	0140103	2	25.50		29	11	M20	M20 x 40	220

 Beste Verfügbarkeit durch 24-h-Lieferservice

 Best availability due to the 24 hour delivery service

Nutensteine | T-nuts

FORKARDT

Futtertyp Chuck type	Bezeichnung Description	Ident.-Nr. ID	Ausführung Version	S [mm]	S ₁ [mm]	H [mm]	H ₁ [mm]	G	Zyl.-Schraube Cyl.-screw	Max. zul. Anziehdrehmoment Max. adm. tightening torque [Nm]
3 KS 1000 3 KS 1250 3 KS 1400 3 KS 800 KS 1000 KS 800 KSF 1000	NS 240	0140104	2	30		41	15	M24	M24 x 50	450




Beste Verfügbarkeit durch 24-h-Lieferservice



Best availability due to the 24 hour delivery service

Kombi-Nutensteine zöllig

- Vergütet und präzisionsgeschliffen
- Einschließlich Zylinderschrauben DIN 912-12.9
- Bei der Auswahl der Nutensteine bitte die Anschlussmaße des Futters (Verzahnung/Nutbreite) prüfen



Combi T-nuts, imperial

- Tempered and precision ground
- Including cylindrical screws DIN 912-12.9
- When selecting the T-nuts, please check the connection dimensions of the chuck (serration/groove width)

Futtertyp Chuck type	Bezeichnung Description	Ident.-Nr. ID	S [mm]	H [mm]	H ₁ [mm]	b [mm]	G	Zyl.-Schraube Cyl.-screw	Max. zul. Anziehdrehmoment Max. adm. tightening torque [Nm]
KG 200 KGH/KGHF 160 KGH/KGHF 175 KGH/KGHF 200 KL 160 KL 200 KLNC 200 KP 200 KS 160 KS 200 KS 250 KSF 175 KSF 200 KSH 200 KSHF 200 KSPS 160 KSPS 200 KT 160 KT/KTGF 200 KTH 160 KTH 175 KTH 200 NH/NHF 160 NH/NHF 175 NH/NHF 200 NHF 250-17 QLC-KS/QLK-KS 200 QLC-KS/QLK-KS 250 QLC/QLK 160 QLC/QLK 175 QLC/QLK 200 UVE 160 UVE 200 UVE 250	NK 120	0147107	17	23	9	19	M12	M12 x 30	70
	NK 121	0145100	17	23	9	22	M12	M12 x 30	70

 Beste Verfügbarkeit durch 24-h-Lieferservice

 Best availability due to the 24 hour delivery service

Nutensteine | T-nuts

FORKARDT

Futtertyp Chuck type	Bezeichnung Description	Ident.-Nr. ID	S [mm]	H [mm]	H ₁ [mm]	b [mm]	G	Zyl.-Schraube Cyl.-screw	Max. zul. Anziehdrehmoment Max. adm. tightening torque [Nm]
2 BLE 200 2 BLN 200 KG 250 KG 315 KL 250 KLNC 250 KLNC 315 KP 250 KP 315 KS 315 KS 400 KSH 250 KSH 315 KSH 400 KSHF 250 KSHF 315 KSHF 400 KSPS 250 KSPS 300 KT/KTGF 250 KT/KTGF 315 NH/NHF 250 NH/NHF 315 QLC-KS/QLK-KS 315 QLC-KS/QLK-KS 400 QLC/QLK 250 QLC/QLK 315 UVE 315	NK 160	0145101	21	27	11	28	M16	M16 x 35	150
2 BLE 250 2 BLE 315 2 BLE 400 2 BLN 250 2 BLN 315 2 BLN 400 KG 400 KG 500 KL 400 KL 500 KLNC 400 KLNC 500 KP 400 KP 500 KS 500 KS 630 KS-L 630 KSH 500 KSHF 630 KSPS 400 KT/KTGF 400 KT/KTGF 500 KT/KTGF 630 NH /NHF500 NH/NHF 400 NH/NHF 630 QLC/QLK 400 UVE 400 UVE 500 UVE 800	NK 200	0145102	25.50	29	11	35	M20	M20 x 40	220

 Beste Verfügbarkeit durch 24-h-Lieferservice

 Best availability due to the 24 hour delivery service