



Superior Clamping and Gripping



Spannbacken

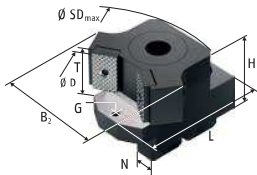
Chuck Jaws

Pendelbacken | Pendulum Jaws

SAMCHULLY

Spitzverzahnung 1,5 mm x 60°


- Standardisierte Pendelbacken zum Spannen dünnwandiger und verformungsgefährdeter Werkstücke
- Nutensteine sind im Lieferumfang nicht enthalten
- Die Befestigung erfolgt mittels einzelner Nutensteine



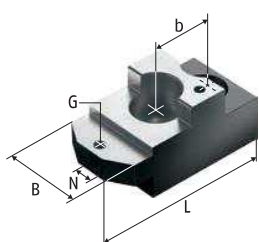
Fine Serration 1.5 mm x 60°

- Standardized pendulum jaws for clamping of thin-walled workpieces which are at risk of deformation
- T-nuts are not scope of delivery
- Fastening is done via single T-nuts

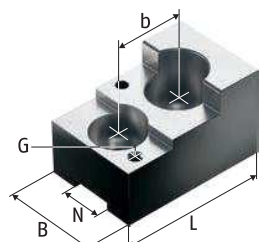
Futtertyp Chuck type	Spannbereich ϕD Clamping range ϕD [mm]	Schwingkreis SD_{max} Swing diameter SD_{max} [mm]	SCHUNK-Typ komplett SCHUNK type complete	Ident.-Nr. ID	Trägerbacke Support jaw	Ident.-Nr. ID	Pendelbrücke Pendulum body	Ident.-Nr. ID
HCH 08	61-75	213	PNS-M 200-14-1	0160232	PT 14-1	0160006	PB 200-1	0192126
	92-107	235	PNS-M 200-14-2	0160233	PT 14-2	0160007	PB 200-3	0192128
	122-137	235	PNS-M 200-14-3	0160234	PT 14-2	0160007	PB 200-4	0192129
HS 08	57-74	210	PNS-M 200-14-1	0160232	PT 14-1	0160006	PB 200-1	0192126
	88-105	232	PNS-M 200-14-2	0160233	PT 14-2	0160007	PB 200-3	0192128
	118-135	232	PNS-M 200-14-3	0160234	PT 14-2	0160007	PB 200-4	0192129
MH 208	57-74	210	PNS-M 200-14-1	0160232	PT 14-1	0160006	PB 200-1	0192126
	88-105	232	PNS-M 200-14-2	0160233	PT 14-2	0160007	PB 200-3	0192128
	118-135	232	PNS-M 200-14-3	0160234	PT 14-2	0160007	PB 200-4	0192129
HC 10	65-91	256	PNS-M 250-16-1	0160218	PT 16-1	0160000	PB 250-1	0192100
	74-102	261	PNS-M 250-16-2	0160219	PT 16-1	0160000	PB 250-2	0192101
	95-106	261	PNS-M 250-16-3	0160220	PT 16-1	0160000	PB 250-3	0192102
	118-148	276	PNS-M 250-16-4	0160221	PT 16-2	0160001	PB 250-4	0192103
	133-163	276	PNS-M 250-16-5	0160222	PT 16-2	0160001	PB 250-5	0192104
HCH 10	65-91	256	PNS-M 250-16-1	0160218	PT 16-1	0160000	PB 250-1	0192100
	74-102	261	PNS-M 250-16-2	0160219	PT 16-1	0160000	PB 250-2	0192101
	95-106	261	PNS-M 250-16-3	0160220	PT 16-1	0160000	PB 250-3	0192102
	118-148	276	PNS-M 250-16-4	0160221	PT 16-2	0160001	PB 250-4	0192103
	133-163	276	PNS-M 250-16-5	0160222	PT 16-2	0160001	PB 250-5	0192104
HS 10	70-91	256	PNS-M 250-16-1	0160218	PT 16-1	0160000	PB 250-1	0192100
	76-106	266	PNS-M 250-16-2	0160219	PT 16-1	0160000	PB 250-2	0192101
	95-110	266	PNS-M 250-16-3	0160220	PT 16-1	0160000	PB 250-3	0192102
	122-153	281	PNS-M 250-16-4	0160221	PT 16-2	0160001	PB 250-4	0192103
	137-168	281	PNS-M 250-16-5	0160222	PT 16-2	0160001	PB 250-5	0192104

 Passende Nutensteine finden Sie ab Seite 530
 Passende harte und weiche Spanneinsätze finden Sie im Katalogteil „Zubehör“.

 For suitable T-nuts see page 530
 For suitable hard and soft clamping inserts see catalog chapter "Accessories".




PT ...-1



PT ...-2 - 4



PB ...-1




PB ...-2 - 5

Spanneinsatz Clamping insert	Ident.-Nr. ID	N	B	B ₁	H	L	T	G	b	Schrauben Screws	m/Stück m/piece
		[mm]	[mm]	[mm]	[mm]	[mm]	[mm]		[mm]		[kg]
SP 200-2	0194141	14	40	80	55	74	30	M6	30	M12	1.3
SP 200-6	0194145	14	40	102	55	69.5	30	M6	30	M12	1.5
SP 200-6	0194145	14	40	130	55	69.5	30	M6	30	M12	1.6
SP 200-2	0194141	14	40	80	55	74	30	M6	30	M12	1.3
SP 200-6	0194145	14	40	102	55	69.5	30	M6	30	M12	1.5
SP 200-6	0194145	14	40	130	55	69.5	30	M6	30	M12	1.6
SP 200-2	0194141	14	40	80	55	74	30	M6	30	M12	1.3
SP 200-6	0194145	14	40	102	55	69.5	30	M6	30	M12	1.5
SP 200-6	0194145	14	40	130	55	69.5	30	M6	30	M12	1.6
SP 250-2	0194101	16	50	85	64	90	35	M6	32	M12	2.0
SP 250-2	0194101	16	50	97	64	90	35	M6	32	M12	1.9
SP 250-2	0194101	16	50	103	64	90	35	M6	32	M12	2.4
SP 250-4	0194103	16	50	131	64	75	35	M6	32	M12	2.3
SP 250-4	0194103	16	50	145	64	75	35	M6	32	M12	2.4
SP 250-2	0194101	16	50	85	64	90	35	M6	32	M12	2.0
SP 250-2	0194101	16	50	97	64	90	35	M6	32	M12	1.9
SP 250-2	0194101	16	50	103	64	90	35	M6	32	M12	2.4
SP 250-4	0194103	16	50	131	64	75	35	M6	32	M12	2.3
SP 250-4	0194103	16	50	145	64	75	35	M6	32	M12	2.4
SP 250-2	0194101	16	50	85	64	90	35	M6	32	M12	2.0
SP 250-2	0194101	16	50	97	64	90	35	M6	32	M12	1.9
SP 250-2	0194101	16	50	103	64	90	35	M6	32	M12	2.4
SP 250-4	0194103	16	50	131	64	75	35	M6	32	M12	2.3
SP 250-4	0194103	16	50	145	64	75	35	M6	32	M12	2.4

Pendelbacken | Pendulum Jaws

SAMCHULLY

Futtertyp Chuck type	Spannbereich $\emptyset D$ Clamping range $\emptyset D$ [mm]	Schwingkreis SD_{max} Swing diameter SD_{max} [mm]	SCHUNK-Typ komplett SCHUNK type complete	Ident.-Nr. ID	Trägerbacke Support jaw	Ident.-Nr. ID	Pendelbrücke Pendulum body	Ident.-Nr. ID
MH 210	70-91	256	PNS-M 250-16-1	0160218	PT 16-1	0160000	PB 250-1	0192100
	76-106	266	PNS-M 250-16-2	0160219	PT 16-1	0160000	PB 250-2	0192101
	95-110	266	PNS-M 250-16-3	0160220	PT 16-1	0160000	PB 250-3	0192102
	122-153	281	PNS-M 250-16-4	0160221	PT 16-2	0160001	PB 250-4	0192103
	137-168	281	PNS-M 250-16-5	0160222	PT 16-2	0160001	PB 250-5	0192104
HC 12	68-112	291	PNS-M 315-18-1	0160210	PT 18-1	0160002	PB 315-1	0192105
	105-144	312	PNS-M 315-18-2	0160211	PT 18-1	0160002	PB 315-2	0192106
	146-202	330	PNS-M 315-18-3	0160212	PT 18-2	0160003	PB 315-3	0192107
	163-213	332	PNS-M 315-18-4	0160213	PT 18-2	0160003	PB 315-4	0192108
HCH 12	68-112	291	PNS-M 315-18-1	0160210	PT 18-1	0160002	PB 315-1	0192105
	105-144	312	PNS-M 315-18-2	0160211	PT 18-1	0160002	PB 315-2	0192106
	146-202	330	PNS-M 315-18-3	0160212	PT 18-2	0160003	PB 315-3	0192107
	163-213	332	PNS-M 315-18-4	0160213	PT 18-2	0160003	PB 315-4	0192108
HS 12	79-112	291	PNS-M 315-21-1	0160223	PT 21-3	0160004	PB 315-1	0192105
	105-139	306	PNS-M 315-21-2	0160224	PT 21-3	0160004	PB 315-2	0192106
	156-202	325	PNS-M 315-21-3	0160225	PT 21-4	0160005	PB 315-3	0192107
	163-208	326	PNS-M 315-21-4	0160226	PT 21-4	0160005	PB 315-4	0192108
MH 212	79-112	291	PNS-M 315-21-1	0160223	PT 21-3	0160004	PB 315-1	0192105
	105-139	306	PNS-M 315-21-2	0160224	PT 21-3	0160004	PB 315-2	0192106
	156-202	325	PNS-M 315-21-3	0160225	PT 21-4	0160005	PB 315-3	0192107
	163-208	326	PNS-M 315-21-4	0160226	PT 21-4	0160005	PB 315-4	0192108

 Passende Nutensteine finden Sie ab Seite 530
Passende harte und weiche Spanneinsätze finden Sie im Katalogteil „Zubehör“.

 For suitable T-nuts see page 530
For suitable hard and soft clamping inserts see catalog chapter "Accessories".

Spanneinsatz Clamping insert	Ident.-Nr. ID	N	B	B ₁	H	L	T	G	b	Schrauben Screws	m/Stück m/piece
		[mm]	[mm]	[mm]	[mm]	[mm]	[mm]		[mm]		[kg]
SP 250-2	0194101	16	50	85	64	90	35	M6	32	M12	2.0
SP 250-2	0194101	16	50	97	64	90	35	M6	32	M12	1.9
SP 250-2	0194101	16	50	103	64	90	35	M6	32	M12	2.4
SP 250-4	0194103	16	50	131	64	75	35	M6	32	M12	2.3
SP 250-4	0194103	16	50	145	64	75	35	M6	32	M12	2.4
SP 315-2	0194105	18	50	95	68	97	35	M6	34	M14	2.4
SP 315-2	0194105	18	50	130	68	97	35	M6	34	M14	2.5
SP 315-4	0194107	18	50	152	68	75	35	M6	34	M14	2.6
SP 315-4	0194107	18	50	180	68	75	35	M6	34	M14	3.0
SP 315-2	0194105	18	50	95	68	97	35	M6	34	M14	2.4
SP 315-2	0194105	18	50	130	68	97	35	M6	34	M14	2.5
SP 315-4	0194107	18	50	152	68	75	35	M6	34	M14	2.6
SP 315-4	0194107	18	50	180	68	75	35	M6	34	M14	3.0
SP 315-2	0194105	21	50	95	68	97	35	M6	34	M16	2.4
SP 315-2	0194105	21	50	130	68	97	35	M6	34	M16	2.5
SP 315-4	0194107	21	50	152	68	75	35	M6	34	M16	2.6
SP 315-4	0194107	21	50	180	68	75	35	M6	34	M16	2.9
SP 315-2	0194105	21	50	95	68	97	35	M6	34	M16	2.4
SP 315-2	0194105	21	50	130	68	97	35	M6	34	M16	2.5
SP 315-4	0194107	21	50	152	68	75	35	M6	34	M16	2.6
SP 315-4	0194107	21	50	180	68	75	35	M6	34	M16	2.9