Superior Clamping and Gripping

Spannbacken
Chuck Jaws

Spitzverzahnung 1/16" x 90°

- Standardisierte Pendelbacken zum Spannen dünnwandiger und verformungsgefährdeter Werkstücke
- Nutensteine sind im Lieferumfang nicht enthalten
- Die Befestigung erfolgt mittels einzelner Nutensteine

Fine Serration 1/16" x 90°

- *Standardized pendulum jaws for clamping of thin-walled workpieces which are at risk of deformation*
- *T-nuts are not scope of delivery*
- *Fastening is done via single T-nuts*

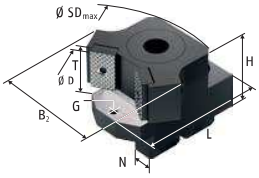

Futtertyp *Chuck type*	**Spannbereich Ø D** *Clamping range Ø D* [mm]	**Schwingkreis SDmax** *Swing diameter SDmax* [mm]	**SCHUNK-Typ komplett** *SCHUNK type complete*	**Ident.-Nr.** *ID*	**Trägerbacke** *Support jaw*	**Ident.-Nr.** *ID*	**Pendelbrücke** *Pendulum body*	**Ident.-Nr.** *ID*
KG 200	60–86	217	PNS-Z 200-1	0190138	PT 17-3	0191108	PB 200-1	0192126
	72–92	222	PNS-Z 200-2	0190139	PT 17-3	0191108	PB 200-2	0192127
	90–121	244	PNS-Z 200-3	0190140	PT 17-4	0191109	PB 200-3	0192128
	120–151	244	PNS-Z 200-4	0190141	PT 17-4	0191109	PB 200-4	0192129
KS 200	60–86	217	PNS-Z 200-1	0190138	PT 17-3	0191108	PB 200-1	0192126
	72–92	222	PNS-Z 200-2	0190139	PT 17-3	0191108	PB 200-2	0192127
	90–121	244	PNS-Z 200-3	0190140	PT 17-4	0191109	PB 200-3	0192128
	120–151	244	PNS-Z 200-4	0190141	PT 17-4	0191109	PB 200-4	0192129
KT/KTGF 200	60–86	217	PNS-Z 200-1	0190138	PT 17-3	0191108	PB 200-1	0192126
	72–92	222	PNS-Z 200-2	0190139	PT 17-3	0191108	PB 200-2	0192127
	90–121	244	PNS-Z 200-3	0190140	PT 17-4	0191109	PB 200-3	0192128
	120–151	244	PNS-Z 200-4	0190141	PT 17-4	0191109	PB 200-4	0192129
NH/NHF 200	60–86	217	PNS-Z 200-1	0190138	PT 17-3	0191108	PB 200-1	0192126
	72–92	222	PNS-Z 200-2	0190139	PT 17-3	0191108	PB 200-2	0192127
	90–121	244	PNS-Z 200-3	0190140	PT 17-4	0191109	PB 200-3	0192128
	120–151	244	PNS-Z 200-4	0190141	PT 17-4	0191109	PB 200-4	0192129
QLC/QLK 200	60–86	217	PNS-Z 200-1	0190138	PT 17-3	0191108	PB 200-1	0192126
	72–92	222	PNS-Z 200-2	0190139	PT 17-3	0191108	PB 200-2	0192127
	90–121	244	PNS-Z 200-3	0190140	PT 17-4	0191109	PB 200-3	0192128
	120–151	244	PNS-Z 200-4	0190141	PT 17-4	0191109	PB 200-4	0192129
KT/KTGF 250	66–91	256	PNS-Z 250-21-1	0190105	PT 21-1	0191102	PB 250-1	0192100
	74–113	274	PNS-Z 250-21-2	0190106	PT 21-1	0191102	PB 250-2	0192101
	95–117	274	PNS-Z 250-21-3	0190107	PT 21-1	0191102	PB 250-3	0192102
	128–169	293	PNS-Z 250-21-4	0190108	PT 21-2	0191103	PB 250-4	0192103
	137–178	293	PNS-Z 250-21-5	0190109	PT 21-2	0191103	PB 250-5	0192104

Passende Nutensteine finden Sie ab Seite 286
Passende harte und weiche Spanneinsätze finden Sie im Katalogteil „Zubehör“.

For suitable T-nuts see page 286
For suitable hard and soft clamping inserts see catalog chapter “Accessories”.

Pendelbacken | *Pendulum Jaws*

FORKARDT

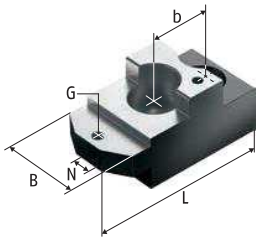

PT ...-1

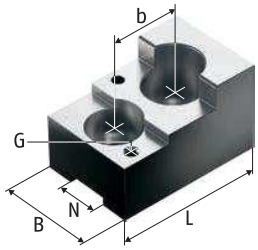

PT ...-2 - 4



PB ...-1



PB ...-2 - 5

Spanneinsatz *Clamping insert*	**Ident.-Nr.** *ID*	**N** [mm]	**B** [mm]	**B_1** [mm]	**H** [mm]	**L** [mm]	**T** [mm]	**G**	**b** [mm]	**Schrauben** *Screws*	**m/Stück** *m/piece* [kg]
SP 200-1	0194140	17	40	80	56	74	30	M6	30	M12	1.2
SP 200-3	0194142	17	40	100	56	74	30	M6	30	M12	1.3
SP 200-5	0194144	17	40	102	56	69.5	30	M6	30	M12	1.4
SP 200-5	0194144	17	40	130	56	69.5	30	M6	30	M12	1.5
SP 200-1	0194140	17	40	80	56	74	30	M6	30	M12	1.2
SP 200-3	0194142	17	40	100	56	74	30	M6	30	M12	1.3
SP 200-5	0194144	17	40	102	56	69.5	30	M6	30	M12	1.4
SP 200-5	0194144	17	40	130	56	69.5	30	M6	30	M12	1.5
SP 200-1	0194140	17	40	80	56	74	30	M6	30	M12	1.2
SP 200-3	0194142	17	40	100	56	74	30	M6	30	M12	1.3
SP 200-5	0194144	17	40	102	56	69.5	30	M6	30	M12	1.4
SP 200-5	0194144	17	40	130	56	69.5	30	M6	30	M12	1.5
SP 200-1	0194140	17	40	80	56	74	30	M6	30	M12	1.2
SP 200-3	0194142	17	40	100	56	74	30	M6	30	M12	1.3
SP 200-5	0194144	17	40	102	56	69.5	30	M6	30	M12	1.4
SP 200-5	0194144	17	40	130	56	69.5	30	M6	30	M12	1.5
SP 200-1	0194140	17	40	80	56	74	30	M6	30	M12	1.2
SP 200-3	0194142	17	40	100	56	74	30	M6	30	M12	1.3
SP 200-5	0194144	17	40	102	56	69.5	30	M6	30	M12	1.4
SP 200-5	0194144	17	40	130	56	69.5	30	M6	30	M12	1.5
SP 250-2	0194101	21	50	85	64	96	35	M6	34	M16	1.9
SP 250-2	0194101	21	50	97	64	96	35	M6	34	M16	2.0
SP 250-2	0194101	21	50	103	64	96	35	M6	34	M16	2.1
SP 250-3	0194102	21	50	131	64	75	35	M6	34	M16	2.3
SP 250-4	0194103	21	50	145	64	75	35	M6	34	M16	2.3

Pendelbacken | *Pendulum Jaws*

FORKARDT

Futtertyp *Chuck type*	**Spannbereich Ø D** *Clamping range Ø D* [mm]	**Schwingkreis SDmax** *Swing diameter SDmax* [mm]	**SCHUNK-Typ komplett** *SCHUNK type complete*	**Ident.-Nr.** *ID*	**Trägerbacke** *Support jaw*	**Ident.-Nr.** *ID*	**Pendelbrücke** *Pendulum body*	**Ident.-Nr.** *ID*
NH/NHF 250	66–91	256	PNS-Z 250-21-1	0190105	PT 21-1	0191102	PB 250-1	0192100
	74–113	274	PNS-Z 250-21-2	0190106	PT 21-1	0191102	PB 250-2	0192101
	95–117	274	PNS-Z 250-21-3	0190107	PT 21-1	0191102	PB 250-3	0192102
	128–169	293	PNS-Z 250-21-4	0190108	PT 21-2	0191103	PB 250-4	0192103
	137–178	293	PNS-Z 250-21-5	0190109	PT 21-2	0191103	PB 250-5	0192104
QLC/QLK 250	66–91	256	PNS-Z 250-21-1	0190105	PT 21-1	0191102	PB 250-1	0192100
	74–113	274	PNS-Z 250-21-2	0190106	PT 21-1	0191102	PB 250-2	0192101
	95–117	274	PNS-Z 250-21-3	0190107	PT 21-1	0191102	PB 250-3	0192102
	128–169	293	PNS-Z 250-21-4	0190108	PT 21-2	0191103	PB 250-4	0192103
	137–178	293	PNS-Z 250-21-5	0190109	PT 21-2	0191103	PB 250-5	0192104
KG 315	80–115	284	PNS-Z 315-1	0190110	PT 21-1	0191102	PB 315-1	0192105
	115–165	332	PNS-Z 315-2	0190111	PT 21-1	0191102	PB 315-2	0192106
	156–205	334	PNS-Z 315-3	0190112	PT 21-2	0191103	PB 315-3	0192107
	186–230	344	PNS-Z 315-4	0190113	PT 21-2	0191103	PB 315-4	0192108
	195–240	360	PNS-Z 315-5	0190114	PT 21-2	0191103	PB 315-5	0192109
KT/KTGF 315	80–115	284	PNS-Z 315-1	0190110	PT 21-1	0191102	PB 315-1	0192105
	115–165	332	PNS-Z 315-2	0190111	PT 21-1	0191102	PB 315-2	0192106
	156–205	334	PNS-Z 315-3	0190112	PT 21-2	0191103	PB 315-3	0192107
	186–230	334	PNS-Z 315-4	0190113	PT 21-2	0191103	PB 315-4	0192108
	195–238	358	PNS-Z 315-5	0190114	PT 21-2	0191103	PB 315-5	0192109
NH/NHF 315	80–115	284	PNS-Z 315-1	0190110	PT 21-1	0191102	PB 315-1	0192105
	115–165	332	PNS-Z 315-2	0190111	PT 21-1	0191102	PB 315-2	0192106
	156–205	344	PNS-Z 315-3	0190112	PT 21-2	0191103	PB 315-3	0192107
	186–230	344	PNS-Z 315-4	0190113	PT 21-2	0191103	PB 315-4	0192108
	195–244	364	PNS-Z 315-5	0190114	PT 21-2	0191103	PB 315-5	0192109
QLC/QLK 315	69–112	291	PNS-Z 315-1	0190110	PT 21-1	0191102	PB 315-1	0192105
	105–165	336	PNS-Z 315-2	0190111	PT 21-1	0191102	PB 315-2	0192106
	146–215	339	PNS-Z 315-3	0190112	PT 21-2	0191103	PB 315-3	0192107
	163–234	356	PNS-Z 315-4	0190113	PT 21-2	0191103	PB 315-4	0192108
	182–252	372	PNS-Z 315-5	0190114	PT 21-2	0191103	PB 315-5	0192109

Passende Nutensteine finden Sie ab Seite 286
Passende harte und weiche Spanneinsätze finden Sie im Katalogteil „Zubehör“.

For suitable T-nuts see page 286
For suitable hard and soft clamping inserts see catalog chapter “Accessories”.

Katalog_Spannbacken_de-en_2018-08-23.indd 282 23.04.19 13:55

Spanneinsatz *Clamping insert*	Ident.-Nr. *ID*	N [mm]	B [mm]	B_1 [mm]	H [mm]	L [mm]	T [mm]	G	b [mm]	Schrauben *Screws*	m/Stück *m/piece* [kg]
SP 250-2	0194101	21	50	85	64	96	35	M6	34	M16	1.9
SP 250-2	0194101	21	50	97	64	96	35	M6	34	M16	2.0
SP 250-2	0194101	21	50	103	64	96	35	M6	34	M16	2.1
SP 250-3	0194102	21	50	131	64	75	35	M6	34	M16	2.3
SP 250-4	0194103	21	50	145	64	75	35	M6	34	M16	2.3
SP 250-2	0194101	21	50	85	64	96	35	M6	34	M16	1.9
SP 250-2	0194101	21	50	97	64	96	35	M6	34	M16	2.0
SP 250-2	0194101	21	50	103	64	96	35	M6	34	M16	2.1
SP 250-3	0194102	21	50	131	64	75	35	M6	34	M16	2.3
SP 250-4	0194103	21	50	145	64	75	35	M6	34	M16	2.3
SP 315-2	0194105	21	50	95	64	96	35	M6	34	M16	2.0
SP 315-2	0194105	21	50	130	64	96	35	M6	34	M16	2.3
SP 315-4	0194107	21	50	152	64	75	35	M6	34	M16	2.5
SP 315-4	0194107	21	50	180	64	75	35	M6	34	M16	2.7
SP 315-4	0194107	21	50	196	64	75	35	M6	34	M16	3.2
SP 315-2	0194105	21	50	95	64	96	35	M6	34	M16	2.0
SP 315-2	0194105	21	50	130	64	96	35	M6	34	M16	2.3
SP 315-4	0194107	21	50	152	64	75	35	M6	34	M16	2.5
SP 315-4	0194107	21	50	180	64	75	35	M6	34	M16	2.7
SP 315-4	0194107	21	50	196	64	75	35	M6	34	M16	3.2
SP 315-2	0194105	21	50	95	64	96	35	M6	34	M16	2.0
SP 315-2	0194105	21	50	130	64	96	35	M6	34	M16	2.3
SP 315-4	0194107	21	50	152	64	75	35	M6	34	M16	2.5
SP 315-4	0194107	21	50	180	64	75	35	M6	34	M16	2.7
SP 315-4	0194107	21	50	196	64	75	35	M6	34	M16	3.2
SP 315-2	0194105	21	50	95	64	96	35	M6	34	M16	2.0
SP 315-2	0194105	21	50	130	64	96	35	M6	34	M16	2.3
SP 315-4	0194107	21	50	152	64	75	35	M6	34	M16	2.5
SP 315-4	0194107	21	50	180	64	75	35	M6	34	M16	2.7
SP 315-4	0194107	21	50	196	64	75	35	M6	34	M16	3.2

Spitzverzahnung 3/32" x 90°

- Standardisierte Pendelbacken zum Spannen dünnwandiger und verformungsgefährdeter Werkstücke
- Nutensteine sind im Lieferumfang nicht enthalten
- Die Befestigung erfolgt mittels einzelner Nutensteine

Fine Serration 3/32" x 90°

- *Standardized pendulum jaws for clamping of thin-walled workpieces which are at risk of deformation*
- *T-nuts are not scope of delivery*
- *Fastening is done via single T-nuts*

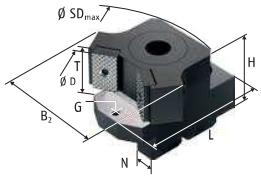

Futtertyp *Chuck type*	**Spannbereich Ø D** *Clamping range Ø D* [mm]	**Schwingkreis SDmax** *Swing diameter SDmax* [mm]	**SCHUNK-Typ komplett** *SCHUNK type complete*	**Ident.-Nr.** *ID*	**Trägerbacke** *Support jaw*	**Ident.-Nr.** *ID*	**Pendelbrücke** *Pendulum body*	**Ident.-Nr.** *ID*
QLC/QLK 400	119–200	425	PNS-Z 400-1	0190115	PT 25-1	0191104	PB 400-1	0192110
	182–260	452	PNS-Z 400-2	0190116	PT 25-2	0191105	PB 400-2	0192111
	235–290	452	PNS-Z 400-3	0190117	PT 25-2	0191105	PB 400-3	0192112
	282–365	548	PNS-Z 400-4	0190118	PT 25-3	0191106	PB 400-4	0192113

Passende Nutensteine finden Sie ab Seite 286
Passende harte und weiche Spanneinsätze finden Sie im Katalogteil „Zubehör“.

For suitable T-nuts see page 286
For suitable hard and soft clamping inserts see catalog chapter “Accessories”.

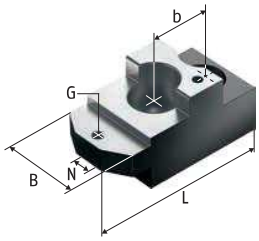

PT ...-1

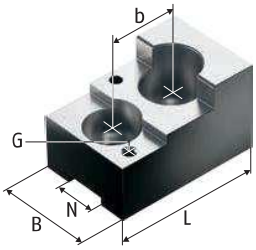

PT ...-2 - 4



PB ...-1

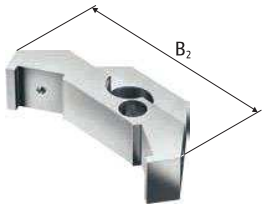

PB ...-2 - 5

Spanneinsatz *Clamping insert*	**Ident.-Nr.** *ID*	**N** [mm]	**B** [mm]	**B_1** [mm]	**H** [mm]	**L** [mm]	**T** [mm]	**G**	**b** [mm]	**Schrauben** *Screws*	**m/Stück** *m/piece* [kg]
SP 400-2	0194109	25.5	65	150	85	138	45	M8	45	M20	3.0
SP 400-4	0194111	25.5	65	205	85	110	45	M8	48	M20	6.0
SP 400-4	0194111	25.5	65	240	85	110	45	M8	48	M20	6.2
SP 400-4	0194111	25.5	70	250	90	150	45	M8	45	M20	7.8

Passende Nutensteine finden Sie ab Seite 286
Passende harte und weiche Spanneinsätze finden Sie im Katalogteil „Zubehör“.

For suitable T-nuts see page 286
For suitable hard and soft clamping inserts see catalog chapter “Accessories”.

Katalog_Spannbacken_de-en_2018-08-23.indd 285 23.04.19 13:55

Schräge Verzahnung

- Standardisierte Pendelbacken zum Spannen dünnwandiger und verformungsgefährdeter Werkstücke
- Liefereinheit und Gewichtsangaben: 1 Stück

Angled Serration

- *Standardized pendulum jaws for clamping of thin-walled workpieces which are at risk of deformation*
- *Delivery unit and indication of weight: 1 piece*

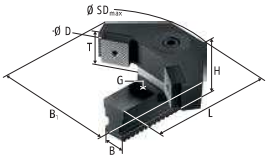

Futtertyp *Chuck type*	**Spannbereich Ø D** *Clamping range Ø D* [mm]	**Schwingkreis SDmax** *Swing diameter SDmax* [mm]	**SCHUNK-Typ komplett** *SCHUNK type complete*	**Ident.-Nr.** *ID*	**Trägerbacke** *Support jaw*	**Ident.-Nr.** *ID*	**Pendelbrücke** *Pendulum body*	**Ident.-Nr.** *ID*
F 200	46-86	225	PNK-S 200-2	0190651	PT-FR 200-1	0191533	PB 200-1	0192126
	78-118	240	PNK-S 200-6	0190655	PT-FR 200-2	0191534	PB 200-3	0192128
	108-148	240	PNK-S 200-8	0190657	PT-FR 200-2	0191534	PB 200-4	0192129
F+ 200	46-86	225	PNK-S 200-2	0190651	PT-FR 200-1	0191533	PB 200-1	0192126
	78-118	240	PNK-S 200-6	0190655	PT-FR 200-2	0191534	PB 200-3	0192128
	108-148	240	PNK-S 200-8	0190657	PT-FR 200-2	0191534	PB 200-4	0192129
KTNC 200	49-86	225	PNK-S 200-2	0190651	PT-FR 200-1	0191533	PB 200-1	0192126
	89-117	239	PNK-S 200-6	0190655	PT-FR 200-2	0191534	PB 200-3	0192128
	109-147	239	PNK-S 200-8	0190657	PT-FR 200-2	0191534	PB 200-4	0192129
KTNCV 200	49-86	225	PNK-S 200-2	0190651	PT-FR 200-1	0191533	PB 200-1	0192126
	79-117	239	PNK-S 200-6	0190655	PT-FR 200-2	0191534	PB 200-3	0192128
	109-147	239	PNK-S 200-8	0190657	PT-FR 200-2	0191534	PB 200-4	0192129
F 250	45-91	274	PNK-S 250-2	0190551	PT-FR 250-1	0191509	PB 250-1	0192100
	89-111	285	PNK-S 250-6	0190555	PT-FR 250-1	0191509	PB 250-3	0192102
	115-182	307	PNK-S 250-8	0190557	PT-FR 250-2	0191510	PB 250-4	0192103
	124-191	307	PNK-S 250-10	0190559	PT-FR 250-2	0191510	PB 250-5	0192104
F+ 250	45-91	274	PNK-S 250-2	0190551	PT-FR 250-1	0191509	PB 250-1	0192100
	89-111	285	PNK-S 250-6	0190555	PT-FR 250-1	0191509	PB 250-3	0192102
	115-182	307	PNK-S 250-8	0190557	PT-FR 250-2	0191510	PB 250-4	0192103
	124-191	307	PNK-S 250-10	0190559	PT-FR 250-2	0191510	PB 250-5	0192104
KTNC 250	45-91	274	PNK-S 250-2	0190551	PT-FR 250-1	0191509	PB 250-1	0192100
	89-111	285	PNK-S 250-6	0190555	PT-FR 250-1	0191509	PB 250-3	0192102
	125-182	307	PNK-S 250-8	0190557	PT-FR 250-2	0191510	PB 250-4	0192103
	134-191	307	PNK-S 250-10	0190559	PT-FR 250-2	0191510	PB 250-5	0192104

Passende harte und weiche Spanneinsätze finden Sie im Katalogteil „Zubehör“.

For suitable hard and soft clamping inserts see catalog chapter “Accessories”.

Pendelbacken | *Pendulum jaws*

FORKARDT

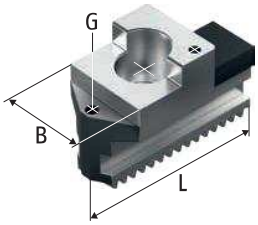

PT-FR/PT-S ...-1

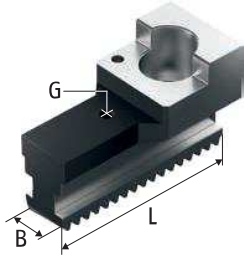

PT-FR/PT-S ...-2 - 4



PB ...-1

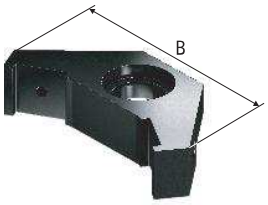

PB ...-2 - 5

Spanneinsatz *Clamping insert*	**Ident.-Nr.** *ID*	**Spanneinsatz** *Clamping insert*	**Ident.-Nr.** *ID*	**B** [mm]	**B_1** [mm]	**H** [mm]	**L** [mm]	**T** [mm]	**G**	**m/Stück** *m/piece* [kg]
SP 200-1	0194140	SP 200-2	0194141	22	80	76	82	36	M6	1.3
SP 200-5	0194144	SP 200-6	0194145	22	102	76	85	36	M6	1.7
SP 200-5	0194144	SP 200-6	0194145	22	130	76	85	36	M6	2.0
SP 200-1	0194140	SP 200-2	0194141	22	80	76	82	36	M6	1.3
SP 200-5	0194144	SP 200-6	0194145	22	102	76	85	36	M6	1.7
SP 200-5	0194144	SP 200-6	0194145	22	130	76	85	36	M6	2.0
SP 200-1	0194140	SP 200-2	0194141	22	80	76	82	36	M6	1.3
SP 200-5	0194144	SP 200-6	0194145	22	102	76	85	36	M6	1.7
SP 200-5	0194144	SP 200-6	0194145	22	130	76	85	36	M6	2.0
SP 200-1	0194140	SP 200-2	0194141	22	80	76	82	36	M6	1.3
SP 200-5	0194144	SP 200-6	0194145	22	102	76	85	36	M6	1.7
SP 200-5	0194144	SP 200-6	0194145	22	130	76	85	36	M6	2.0
SP 250-1	0194100	SP 250-2	0194101	26	85	86	98.5	40	M6	2.4
SP 250-1	0194100	SP 250-2	0194101	26	103	86	98.5	40	M6	2.7
SP 250-3	0194102	SP 250-4	0194103	26	131	86	104	40	M6	2.6
SP 250-3	0194102	SP 250-4	0194103	26	145	86	104	40	M6	2.7
SP 250-1	0194100	SP 250-2	0194101	26	85	86	98.5	40	M6	2.4
SP 250-1	0194100	SP 250-2	0194101	26	103	86	98.5	40	M6	2.7
SP 250-3	0194102	SP 250-4	0194103	26	131	86	104	40	M6	2.6
SP 250-3	0194102	SP 250-4	0194103	26	145	86	104	40	M6	2.7
SP 250-1	0194100	SP 250-2	0194101	26	85	86	98.5	40	M6	2.4
SP 250-1	0194100	SP 250-2	0194101	26	103	86	98.5	40	M6	2.7
SP 250-3	0194102	SP 250-4	0194103	26	131	86	104	40	M6	2.6
SP 250-3	0194102	SP 250-4	0194103	26	145	86	104	40	M6	2.7

Pendelbacken | *Pendulum Jaws*

FORKARDT

Futtertyp *Chuck type*	**Spannbereich Ø D** *Clamping range Ø D* [mm]	**Schwingkreis SDmax** *Swing diameter SDmax* [mm]	**SCHUNK-Typ komplett** *SCHUNK type complete*	**Ident.-Nr.** *ID*	**Trägerbacke** *Support jaw*	**Ident.-Nr.** *ID*	**Pendelbrücke** *Pendulum body*	**Ident.-Nr.** *ID*
KTNCV 250	45-91	274	PNK-S 250-2	0190551	PT-FR 250-1	0191509	PB 250-1	0192100
	89-111	285	PNK-S 250-6	0190555	PT-FR 250-1	0191509	PB 250-3	0192102
	125-182	307	PNK-S 250-8	0190557	PT-FR 250-2	0191510	PB 250-4	0192103
	134-191	307	PNK-S 250-10	0190559	PT-FR 250-2	0191510	PB 250-5	0192104
F 315	109-195	357	PNK-S 400-1	0190568	PT-FR 400-1	0191513	PB 400-1	0192110
	174-268	460	PNK-S 400-3	0190570	PT-FR 400-2	0191514	PB 400-2	0192111
F+ 315	109-195	357	PNK-S 400-1	0190568	PT-FR 400-1	0191513	PB 400-1	0192110
	174-268	460	PNK-S 400-3	0190570	PT-FR 400-2	0191514	PB 400-2	0192111
FNC 315	80-112	300	PNK-S 315-2	0190561	PT-FR 315-1	0191511	PB 315-1	0192105
	99-161	341	PNK-S 315-4	0190563	PT-FR 315-1	0191511	PB 315-2	0192106
	157-250	370	PNK-S 315-8	0190567	PT-FR 315-2	0191512	PB 315-4	0192108
F 400	221-287	482	PNK-S 500-5	0190578	PT-FR 500-2	0191516	PB 400-2	0192111
	251-351	521	PNK-S 500-7	0190580	PT-FR 500-2	0191516	PB 400-3	0192112
F+ 400	221-287	482	PNK-S 500-5	0190578	PT-FR 500-2	0191516	PB 400-2	0192111
	251-351	521	PNK-S 500-7	0190580	PT-FR 500-2	0191516	PB 400-3	0192112
FNC 400	120-201	364	PNK-S 400-1	0190568	PT-FR 400-1	0191513	PB 400-1	0192110
	168-287	482	PNK-S 400-3	0190570	PT-FR 400-2	0191514	PB 400-2	0192111
	225-344	511	PNK-S 400-5	0190572	PT-FR 400-2	0191514	PB 400-3	0192112

Bei Kraftspannfuttern können Spannlücken entstehen.
Um diese Spannlücken zu überbrücken sind im Lieferumfang 2 verschiedene Spanneinsätze enthalten.

If pendulum jaws are used on power lathe chucks, gaps may occur.
For covering these gaps, we are supplying 2 different clamping inserts, which belong to the scope of delivery.

Passende harte und weiche Spanneinsätze finden Sie im Katalogteil „Zubehör“.

For suitable hard and soft clamping inserts see catalog chapter “Accessories”.

Katalog_Spannbacken_de-en_2018-08-23.indd 310 23.04.19 13:55

Pendelbacken | *Pendulum Jaws*

FORKARDT

Spanneinsatz *Clamping insert*	Ident.-Nr. *ID*	Spanneinsatz *Clamping insert*	Ident.-Nr. *ID*	B [mm]	B_1 [mm]	H [mm]	L [mm]	T [mm]	G	m/Stück *m/piece* [kg]
SP 250-1	0194100	SP 250-2	0194101	26	85	86	98.5	40	M6	2.4
SP 250-1	0194100	SP 250-2	0194101	26	103	86	98.5	40	M6	2.7
SP 250-3	0194102	SP 250-4	0194103	26	131	86	104	40	M6	2.6
SP 250-3	0194102	SP 250-4	0194103	26	145	86	104	40	M6	2.7
SP 400-1	0194108	SP 400-2	0194109	32	150	99	125	50	M8	3.7
SP 400-3	0194110	SP 400-4	0194111	32	205	99	165	50	M8	5.5
SP 400-1	0194108	SP 400-2	0194109	32	150	99	125	50	M8	3.7
SP 400-3	0194110	SP 400-4	0194111	32	205	99	165	50	M8	5.5
SP 315-1	0194104	SP 315-2	0194105	26	95	88	115	40	M6	6.9
SP 315-1	0194104	SP 315-2	0194105	26	130	88	115	40	M6	7.6
SP 315-3	0194106	SP 315-4	0194107	26	180	88	118.5	40	M6	9.4
SP 400-3	0194110	SP 400-4	0194111	45	205	118	180	50	M8	8.2
SP 400-3	0194110	SP 400-4	0194111	45	240	118	180	50	M8	8.4
SP 400-3	0194110	SP 400-4	0194111	45	205	118	180	50	M8	8.2
SP 400-3	0194110	SP 400-4	0194111	45	240	118	180	50	M8	8.4
SP 400-1	0194108	SP 400-2	0194109	32	150	99	125	50	M8	3.7
SP 400-3	0194110	SP 400-4	0194111	32	205	99	165	50	M8	5.5
SP 400-3	0194110	SP 400-4	0194111	32	240	99	165	50	M8	5.4